

---

## **EXERCISE: Week #1**

**Due: Before the start of Next Week's Class**

### **Introduction**

One of the most difficult things about writing is getting started. This lesson gave you specific ways to get started on a writing assignment. This exercise will allow you to demonstrate two different ways. This exercise has two parts. Each part accounts for 50% of the grade, so make sure you complete both.

*Tip:* You had an opportunity to practice free writing during the lesson. If you did not practice this process during the presentation you may wish to go back and do that now or simply review. The directions are available here. You may also wish to review pages 29–31 in your text, *The Longman Writer* or pages 7–11 of your handbook, the *Prentice Hall Reference Guide*.

### **Part I: Free writing**

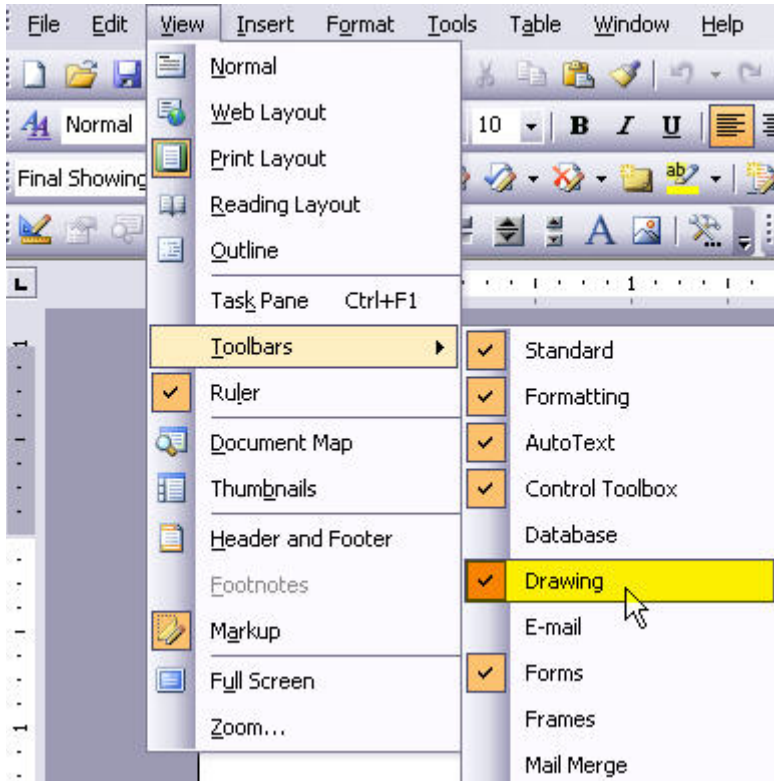
1. Select a topic. Choose any topic related to **making choices**. It can be any type of choice. For example, choosing a spouse, choosing a restaurant, choosing a computer, choosing a car...any choice you want to write about.
2. Using Microsoft Word, spend about ten to fifteen minutes free writing. Do not worry about spelling or grammar; just let the ideas flow.
  - a. If you are not able let the ideas flow as you are typing, you may wish to write them by hand and then type the document.
  - b. If English is your second language, you may wish to write in your native tongue and then translate it for your instructor.

Now complete the second part of this exercise. You may add it to the same document.

### **Part II: Clustering or Mapping**

1. Choose **one** of the following general topics:
  - a. Friends
  - b. Malls
  - c. Leisure
  - d. Television
  - e. Required courses
  - f. Manners
  - g. Auto Racing
  - h. Favorite Sports

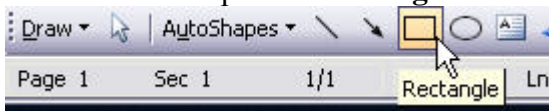




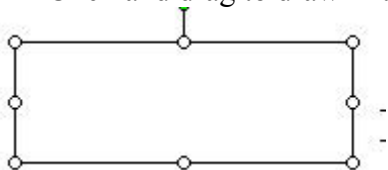
- The **Drawing** toolbar will appear on the bottom of the screen.

### Using the Drawing Tool Bar

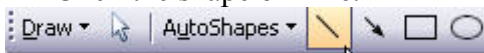
- Click the shape of a **Rectangle**.



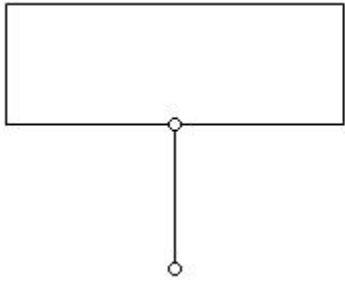
- Click and drag to draw in the document you just opened.



- Click the shape of Line.



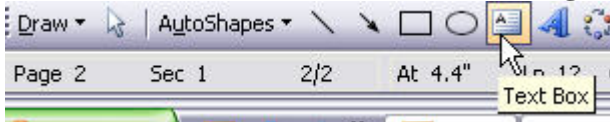
- Hold and drag to draw the line to connect the rectangle.



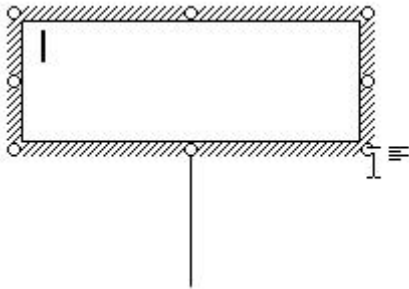
- You may copy and paste the line and rectangle as needed.

## Adding a Text Box

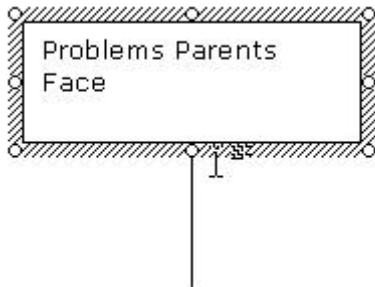
- Click the **Text Box** icon on the **Drawing** toolbar.



- Drag and draw a textbox on top of the rectangle.



- Type your text in the text box.



- Click outside the textbox to de-select it.

**Font:** Arial, 10 pt.

**Line spacing:** Double

(Note: If another font or line spacing helps to inspire you, use it while you work – you can change your work back to double-spaced Arial, 10 pt., once you are done).

**File Name:** *last-name-first-initial\_Brainstorming.doc*

**Due:** By the end of the week

Before you submit the assignment, [check it first!](#)

### Check It First

- ✓Did you complete both Part I and Part II?
- ✓Did your freewriting illustrate free association of ideas?
- ✓Did your clustering or mapping illustrate logical relationships between ideas?

## SMALL GROUP DISCUSSION

### Introduction

In the small group discussion, share with your classmates your experience with the freewriting and clustering exercise. Write your answers to the questions below in complete sentences and make sure your answers are complete thoughts.

### Tasks

1. Compose at least 3-4 sentences answering the questions below:
  - a. How did freewriting and clustering work to warm up your mind?
  - b. What challenges did you find?
  - c. Do you think you will use freewriting and/or clustering again?
2. Respond to the comments of two other classmates.

Please note: Discussion is a way for you to share with your classmate as you might in a traditional class. The good news is 20% of your final grade is based on these discussions. This could make a letter grade difference in your final grade.

### Deliverable

By the end of the week, submit to the instructor your 3-4 sentences answering the questions and responses to two other classmates.

Before you submit the assignment, [check it first!](#)

### Check It First

- ✓Are your answers complete thoughts?
- ✓Are your answers written in complete sentences?
- ✓Have you responded to two other students?